

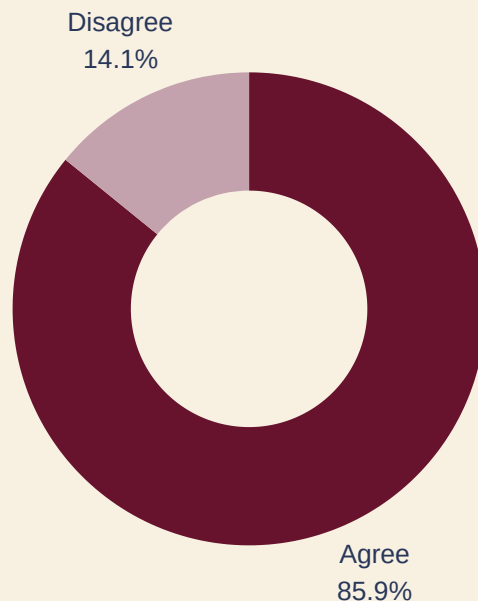
CLIENT SURVEY

Results from 413 voluntary client surveys May 2024

PANTRY USAGE

Q: “Without Harvest of Hope, I (and/or others in my household) would not have enough to eat.”

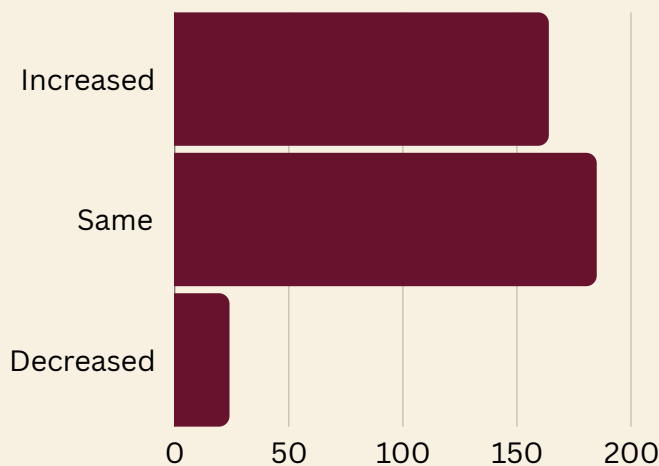
85%
WOULD SKIP OR MISS A MEAL WITHOUT FOOD FROM THE PANTRY.



CLIENT NEED

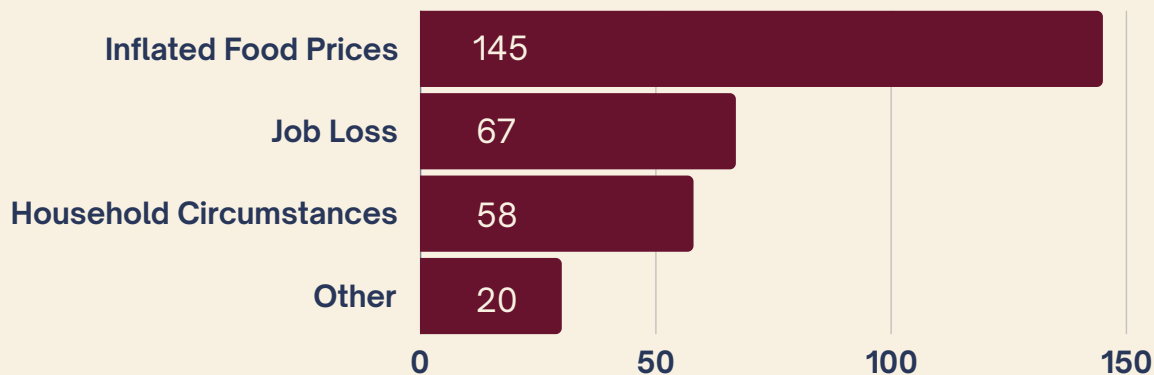
Q: “In the past six months, has my need for the pantry has increased, decreased, or stayed the same?”

44%
HAVE RELIED ON THE PANTRY MORE FOR SUPPLEMENTAL FOOD IN THE LAST 6 MONTHS.



DRIVING FACTORS

Q: “What has led to an increased need for the Pantry? Check all that apply”



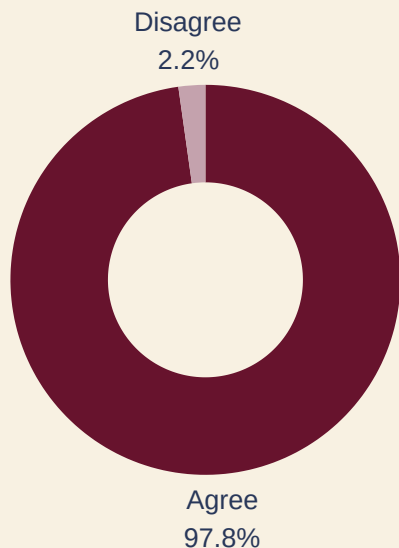
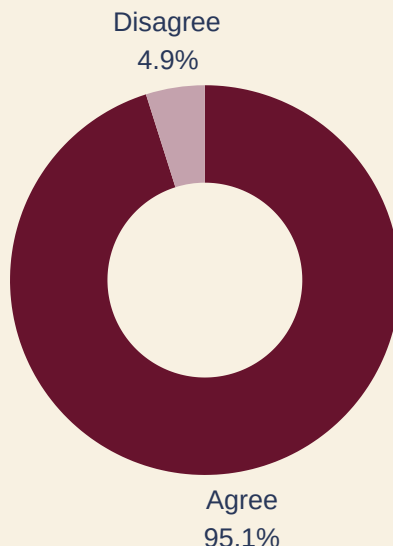
CLIENT SURVEY

Results from 413 voluntary client surveys May 2024

BETTER NUTRITION

Q: "Harvest of Hope helps me eat more healthy and nutritious foods."

95%
EAT HEALTHIER,
MORE
NUTRITIOUS
FOODS BECAUSE
OF THE PANTRY.



FOOD OPTIONS

98%
ARE SATISFIED
WITH FOOD
OPTIONS.

"I am satisfied with the food Harvest of Hope Pantry provides."

PARTNER SERVICES

Q: "I am satisfied with Harvest of Hope's ability to refer me to outside agency services."

96%
SATISFIED
WITH ABILITY
TO RECIEVE
REFERENCES
TO PARTNER
AGENCIES



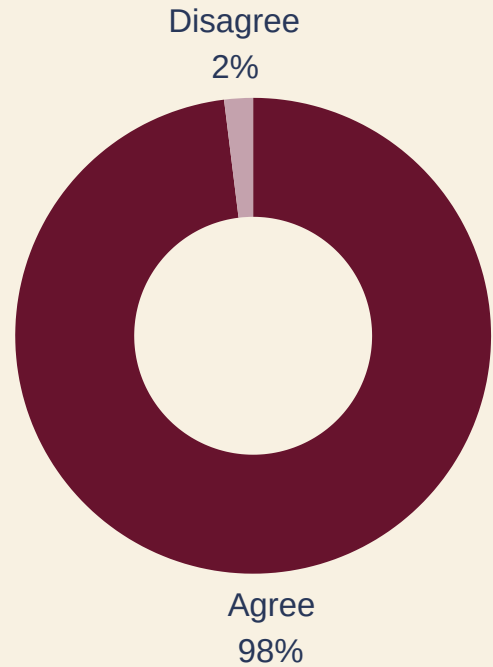
CLIENT SURVEY

Results from 413 voluntary client surveys May 2024

SOCIAL BENEFITS

Q: "I feel welcome and respected at Harvest of Hope Pantry."

98%
FEEL WELCOME AND RESPECTED



HEALTH OUTCOMES

Q: "My health has improved thanks to Harvest of Hope Pantry"

91%
FEEL THEIR HEALTH HAS IMPROVED AS A RESULT OF SHOPPING AT HARVEST OF HOPE PANTRY

